FR 02-05 / 26-28

EN 06-09 / 26-28

DE 10-13 / 26-28

ES 14-17 / 26-28

RU 18-21 / 26-28

NL 22-25 / 26-28

ADAPTATEUR RIVETS AVEUGLES POUR RIVETEUSE 8T & 10 T (150 mm & 600 mm)

BLIND RIVET ADAPTER FOR GYSPRESS 8T & 10 T (150 mm & 600 mm)

BLINDNIET-ADAPTER FÜR STANZNIETGERÄTE 8T & 10T (150 mm & 600 mm)

ADAPTADOR REMACHES CIEGOS PARA REMACHADORA 8T & 10T (150 mm & 600 mm)

АДАПТЕР ДЛЯ ГЛУХИХ ЗАКЛЕПОК ДЛЯ КЛЕПАЛЬНЫХ АППАРАТОВ 8T & 10T (150 mm & 600 mm)

HULPSTUK BLINDKLINKNAGELS VOOR KLINKNAGELTANG 8T & 10T (150 mm & 600 mm)

73502_V4_14/01/2020

BLIND RIVET ADAPTER FOR GYSPRESS 8T/10T

EN

DESCRIPTION

059214	061576	063822
150 mm	600 mm	600 mm
20 kN	20 kN	24 kN
GYSPRESS 8T & 8T PUSH-PULL	GYSPRESS 8T & 8T PUSH-PULL	GYSPRESS 8T & 8T PUSH-PULL GYSPRESS 10T

INSTALLATION ON GYSPRESS

GYSPRESS 8T/10T

• Install the die D17 on the GYSPRESS 8T nose.



• Insert the blind rivet adapter on the GYSPRESS 8T nose.

GYSPRESS 8T PUSH-PULL

• It is not required to install a die on the GYSPRESS 8T PUSH-PULL nose.
• Remove the nut (1).



• Insert the blind rivet adapter on the GYSPRESS 8T nose.

GYSPRESS 8T/10T & GYSPRESS 8T PUSH-PULL

• Insert the pin to lock the blind rivet adapter on the GYSPRESS.



BLIND RIVET ADAPTER FOR GYSPRESS 8T/10T

EN

• The blind rivet adapter can be turned by 360°.



PRESSURE ADJUSTMENT

Set the pressure on the GYSPRESS to maximum. 8 bar max.

NOSE PIECES CHANGE

To facilitate the installation of the nozzles:

• Position a rivet in the nozzle
• Insert the rivet between the jaws
• Tighten the nozzle
• Use a 12 mm open-end wrench.

• 4 nose pieces are supplied with the blind rivet adapter.



• Measure the diameter of the mandrel to know which nose piece to use.



This table specifies which nose piece to use depending on the diameter of the blind rivet mandrel.

Blind structural rivets	Adapter	Part numbers
Ø 4.8 / 7.8	Ø 3.2 Ø 3.5 Ø 4.0 Ø 4.5	059221 059238 059245 059252

BLIND RIVET ADAPTER FOR GYSPRESS 8T/10T

EN

SETTING OF A BLIND RIVET

• Place the rivet mandrel as far as it will go from the adapter nose piece.

• Insert the rivet head into the appropriate hole.

• Operate the riveting machine.



RIVET MANDREL EVACUATION

• The rivet mandrel has to be removed from the front of the adapter.

• Tilt the head down to remove it.



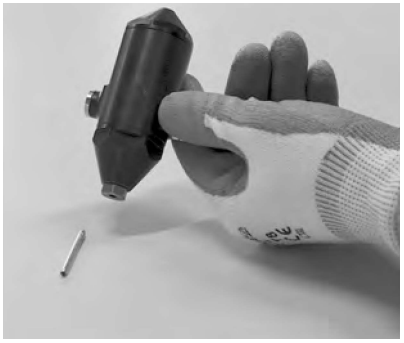

IN CASE OF A RIVET MANDREL BLOCKED BY THE CLAMPING JAWS

If a too small nose piece has been used, the rivet mandrel might be blocked by the clamping jaws.
In order to release it, please replace the nose piece with a larger one (Ø 4.5mm). . This nose piece will push the clamping jaws to the maximum, releasing the rivet mandrel.

CLAMPING JAWS CHANGE

• Unscrew the back of the adapter (easier to unscrew than the front).

There will be no oil leak.



• Extract the spring and the clamping jaws.
• Replace with new ones.

• Replace the spring.

• Screw the back of the adapter again.

Tightening torque: 15 N.m

PRODUCT SERIAL NUMBER

• The serial number of the product is legible at the following location:

BLIND RIVET ADAPTER FOR GYSPRESS 8T

ATTESTATION DE CONFORMITÉ

JBDC atteste que les GYSPRESS sont conformes à la directive 2006/42/CE, et par conséquent respecte les normes suivantes : EN 693 / EN 792-1 / EN 792-13
Date de marquage CE : 2018.

CONFORMITY ASSESSMENT

JBDC certifies that the GYSPRESS conforms to the directive 206/42/EC and respects the following standards :
EN 693 / EN 792-1 / EN 792-13
Date CE : 2016.

KONFORMITÄTSERKLÄRUNG

JBDC erklärt, dass die Hebebühne GYSPRESS nach Richtlinie 2006/42/EG hergestellt wurde und daher mit den erweiteren Normen übereinstimmt : EN 693 / EN 792-1 / EN 792-13
CE-Kennzeichung : 2018.

ATTESTACION DE CONFORMIDAD

JBDC declara que la GYSPRESS se ajusta a la directiva 2006/42/CE, y por consiguiente cumple las normas siguientes:
EN 693 / EN 792-1 / EN 792-13
Fecha de marcado de CE : 2018.

ДЕКЛАРАЦИЯ СООТВЕТСТВИЯ

JBDC заявляет, что клепальный инструмент GYSPRESS произведен в соответствии с директивой 2006/42/CE и, следовательно, соблюдает следующие нормы : EN 693 / EN 792-1 / EN 792-13
Дата маркировки EC : 2018

VERKLARING VAN OVEREENSTEMMING

JBDC verklaart dat de GYSPRESS is in overeenstemming met de 2006/42/EG norm en voldoet aan de volgende standaarden :
EN 693 / EN 792-1 / EN 792-13
De CE -markering is in 2018 toegebracht.

ICÔNES / SYMBOLS / ZEICHENERKLÄRUNG / SÍMBOLOS / SYMBOLEN /

	- Attention ! Risque d'écrasement des mains. - Warning ! Danger of crushing hands. - Achtung! Handverletzungen möglich. - ¡ATENCIÓN! Riesgo de aplastamiento de manos.	- Внимание! Опасность прищемить руку. - Waarschuwing ! Gevaar van beknelling van handen. - Attenzione! Rischio di schiacciamento delle mani.
	- Attention ! Risque d'écrasement des doigts. - Warning ! Danger of crushing fingers. - Achtung! Quetschgefahr. - ¡ATENCIÓN! Riesgo de aplastamiento de dedos.	- Внимание! Опасность прищемить пальцы. - Waarschuwing ! Gevaar van beknelling van vingers. - Attenzione! Rischio di schiacciamento delle dita.
	- Respecter les consignes générales. - Respect general rules. - Allgemeine Hinweise beachten. - Sigas las indicaciones generales.	- Соблюдайте общие указания. - Respecteer algemene veiligheidsregels. - Rispettare le istruzioni generali.
	- Porter des gants. - Wear gloves. - Handschutz benutzen. - Lleve guantes.	- Носите перчатки. - Draag beschermende werkhandschoenen. - Indossare dei guanti.
	- Porter un masque facial. - Wear a face mask. - Gesichtsschutz benutzen. - Lleve una máscara protectora.	- Носите лицевую защитную маску. - Draag een veiligheidsmasker. - Indossare una maschera facciale.
	- Respecter le mode d'emploi. - Follow the user manual. - Betriebsanleitung beachten. - Siga el manual de instrucciones.	- Соблюдайте инструкцию по эксплуатации. - Lees en volg de gebruiksaanwijzing op. - Rispettare le modalità di utilizzo.

SAS JBDC
1, rue de la Croix des Landes
CS 54159
53941 SAINT-BERTHEVIN
Cedex France