



INVEST IN THE FUTURE



French manufacture
since 1964


Essential

Heavy goods vehicle 2021

Car body
Charge
Welding




Steel dent remover • GYSPOT EXPERT 400





Ideal for dent removal and straightening of thin steel components (bonnet, door...)

Réf. 058859

	400 V
I ₂ max	4500 A


 1 trigger gun


 1 automatic sabre shape handle


 1 spooter box

MADE IN FRANCE

Steel & aluminium dent remover • GYSPOT ARCPULL 350

NEW



MADE IN FRANCE

The GYSPOT ARCPULL 350 is a drawn arc station specially developed for thin sheet metal in automotive bodywork.

Réf. 064652

	110/230 V
I ₂ max	200 A


 1 motorised gun


 1 alu ring box 1.5 mm

Dent removal trolley UNIVERSAL 800

Option :
GYSPOT EXPERT 400
GYSPOT ARCPULL 350



TROLLEY UNIVERSAL 800

Réf. 051331

SUITABLE

- GYSPOT EXPERT 400
- GYSPOT ARCPULL 350

	675 x 810 x 470 mm
	801 x 149 x 517 mm



Servante de débosselage PROLINER PRO 400

	400 V
I ₂ max	3 800 A



Proliner est l'ensemble de débosselage complet, indispensable pour redresser tous les chocs petits, moyens et grands (bas de caisse, passage de roue, aile...)

Réf. 035805

Steel & aluminium dent removal trolley SPEEDLINER EXPERT 400 + ARCPULL 200



Speedliner is the complete dent removal kit, essential for straightening all small, medium and large dents (sills, wheel arches, wings...)

Réf. 065291

GYSPOT ARCPULL 200

- Arc welding (ARCPULL Technology)
- Aluminium dent removal
- Equipped with a motorised linear gun
- Welding of aluminium rings
- Welding of steel and aluminium studs
- Single-phase supply 230 V

GYSPOT EXPERT 400

- Bodywork Steel
- Equipped with an automatic gun and a trigger gun
- Two-phase power supply 400 V

ADVANTAGES

- Level dents without removing the trim
- Repair without replacing
- Reduce downtime
- Increase your margin



Spot welding machine • GYSPOT PTI-G



- Liquid-cooled INVERTER spot welder
- Welding of high-strength steels (UHLE / Boron steels)
- Clamping force of 550daN
- Welding up to 14,500 A
- Automatic adjustment of welding parameters in AUTO mode
- Traceability function for spot welding
- Equipped with a G-clamp
- Adjustable motorised over-hanging arm

Réf. 024878

	3 x 400 V
I_{RMS}	14500 A
Wire	6 m
	3 + 3 + 3 mm
100 % CU	OK

Riveting Machine • ER20



- Star crimping nuts
- POP rivets
- Rivets Ø 4.0 / 4.8 / 5 / 6 / 6.4 mm
- max 20 000 N (6 bar)
- Excellent grip thanks to its ergonomic handle
- Maintenance free
- Supplied with accessories:
- x2 : 20 V / 2 Ah Li-ion battery
- Nose pieces assortment

Réf. 064461



Charge	30 mn
Cours	30 mm
Power	20 000 N max.
	2 kg

Induction heating system • POWERDUCTION 110 LG



- For ferrous metal
- Essential for unlocking the steering tie rods (geometry).
- Removal of seized windscreen wipers, spare wheel baskets.
- Bolts and steering knuckles can be removed without damaging the surrounding components.
- Removing seized bearings in the hub.
- Dismantling of car or truck exhaust lines.

Réf. 058590

	400 V		10 l
	11 000W	Option: Cooling liquid	
Tank	7 l	Réf. 052246	

Induction heating system • POWERDUCTION 160 LG



- For ferrous metal
- Essential for unlocking the steering tie rods (geometry).
- Removal of seized windscreen wipers, spare wheel baskets.
- Bolts and steering knuckles can be removed without damaging the surrounding components.
- Removing seized bearings in the hub.
- Dismantling of car or truck exhaust lines.

Réf. 057814-

	400 V		3x10 l
	16 000 W	Option: Cooling liquid	
Tank	30 l	Réf. 052246	

Plasma cutting • CUTTER 45 CT



- Cutting up to 20 mm for steel and 15mm for Alu
- Power from 10 to 45 A
- FV power supply (Flexible Voltage 85-265 V)
- Technology PFC
- Suitable for cutting table (CNC)
- Wire mesh cutting mode
- IP 23 (exterior/worksites)

Réf. 013629

	230 V
I_2	10 > 45 A
	20 mm (Fe)

Plasma cutting • NEOCUT 105



The NEOCUT 105 is a plasma cutter for professionals who want to quickly cut parts up to 50 mm thick on a multitude of materials. Its high duty cycle, high cutting performance and ergonomic torch make the NEOCUT 105 a formidable tool for cutting and gouging in an industrial environment.

Réf. 063112

	400 V
I_2	20 > 105 A
	50 mm (Fe)

Charger • GYSFLASH 103.24 CNT FV (Battery Support Unit)



YouTube



100% CONNECTED

SMART

ULTRA-SECURE

ERGONOMIC



- Charging: for 6/12/24 V Lead or Lithium batteries from 20 to 1200 Ah.
- Diagnostic: supports up to 100 A vehicle batteries in diagnostic phase, in maintenance workshops.
- Showroom: provides continuous power when using the electrical accessories of a demonstration vehicle. It also manages the optimal charging of the battery.
- Tester: Allows you to check the battery voltage, evaluate the starting system (starter + battery) and the condition of the vehicle's alternator.

Réf. 025684

V	6/12/24 V
Charge	20 > 1200 Ah
Icharge	100 A

Charger • GYSFLASH 15.24 XTREM

NEW



LEAD

100% AUTOMATIC

ULTRA-SECURE

IP65 & ROBUST



- High efficiency, duty cycle from 15 A at 100% (40°C)
- 2 charging modes:
 - Pb: for charging lead batteries 12 V from 10 Ah to 240 Ah and 24 V from 10 Ah to 240 Ah.
 - Military connection (high currents)
 - Shockproof case.
 - IP65 (water, dust...)
 - Recovers even deeply discharged batteries (SOS Recovery)

Réf. 025813

V	12/24 V
Charge	10 > 240 Ah
Icharge	5/10/15 A

Charger • BATIUM 25.24 X

NEW



AUTO CHARGE

ULTRA-FAST

SOS RECOVERY

PROTECTIONS



PROFESSIONAL BATTERY CHARGER

- 100% unattended load
- all types of lead car batteries (liquid or gel) from 35 to 350AH (ideal for light vehicles up to heavy goods vehicles).
- and liquid electrolyte lead traction batteries from 35 to 180AH. (Ideal for cleaning machines, fork truck, pallet truck...).

Batium 25-24, has an SOS Recovery function to regenerate sulphated starter batteries.

- VOLTMETER MODE

Réf. 024830

V	6/12/24 V
Charge	35 > 350 Ah
Icharge	37 A

Charger/Starter • DIAG STARTIUM 60.24



START

AUTO CHARGE

100% LOADING

PROTECTIONS



Compact automatic charger/starter for 6-12-24V battery.

- Load capacity from 20 to 900Ah with a power of 60A max.
- Starting power 300A (12V).
- DIAG + function for diagnostic phases at 12V (60A).
- Alternator test function available.

Réf. 026520

V	6/12/24 V
Charge	50 > 200 Ah
Icharge	95 A

Booster • STARTPACK PRO 12.24 XL



YouTube



MADE IN FRANCE

Ultra-powerful, the STARTPACK PRO 12.24 XL is a very robust booster specially designed for intensive on-site vehicle starts. Equipped with an advanced protection system, it is the most advanced stand-alone starter on the market.

Réf. 026711

V	12/24 V
Charge	35 > 225 Ah
Peak battery	8500 A (12 V) 4250 A (24V)

Booster • STARTPACK 12.24



MADE IN FRANCE

AUTONOMOUS STARTER

Ideal for on-site interventions. Thanks to its 2 integrated "high performance" pure lead batteries, it starts all vehicles from the LV to the HGV. After service, it can be recharged 100% unattended from the mains using its integrated powerful charger (7A-WUoU curve).

Réf. 026346

V	12/24 V
Charge	40 > 220 Ah
Peak battery	6200 A (12 V) 3100 A (24V)

Inverter • PSW 1500 W - 24



This inverter has the advantage of being small, lightweight, stable and highly efficient in conversion. This product benefits from optimal conversion efficiency and full protection.

Réf. 027305

Input DC	24 V
W	2000 W
max	4000 W

Battery Tester • PBT 700



Professional battery tester with ultra-precise measurement and built-in printer..

- 12 V battery
- Starter 12 and 24 V
- Alternator 12 and 24 V
- Full test report
- Multilingual

Réf. 024229

V	12 V
Ah	7 > 240 Ah
Système de charge & démarrage	12 V 24 V

Jump Leads • PRO 700 A



Starter cable 700A
2 x 4,5m- diam 35 mm².

Professional model.

Insulated clamps with copper cable. Ideal for cars and trucks of all sizes.

Réf. 056541

W	700 A		4.5m
$\approx \varnothing$ CU	35 mm ²		

Jump Leads • PRO 1000 A



Starter cable 1000A
2 x 5m- diam 50 mm².
Professional model.
Insulated clamps with copper cable equipped with 2 anti-arc protections to avoid any risk of overvoltage.

Ideal for cars and trucks of all sizes.

Réf. 056619

W	1000 A		4.5m
$\approx \varnothing$ CU	50 mm ²		

Welding machine • AUTOPULSE 320 T3 (INVERTER)



YouTube



WELDING STATION MIG/MAG PULSED 320 A

- 3 reels with 4 driving rollers for Ø 200 mm reels.
- 46 synergic curves.
- 4 Welding modes: Standard, Pulse, Pulse in Pulse, and Manual.
- 500 weld programmes can be stored.
- Updating by simple USB key.
- Reinforced bodywork rated IP23.
- Compatible with PUSH-PULL and SPOOL GUN torches.

Réf. 059184



	400 V
I ₂	15 < 320 A
X (40°C)	260 @ 60%
	88 x 93 x 63

- Delivered with
- STEEL torch mig grip 250 A
 - Torch ALU mig grip 250 A
 - Contact tube box (MB25)



Welding machine • PROMIG 400-4S DUO DV (TRADI.)



YouTube



SEMI-AUTOMATIC WELDING STATION MIG/MAG

- For steel, stainless steel and aluminium wire from Ø 0.8 to 1.2 mm.
- Synergic mode.
- Integrated 4-roller motorised drive motor
- Accepts reels of Ø 200 and 300 mm.
- Can be fitted with a second motorised reel to work with 2 types of thread.
- Complies with Dmos and Qmos (standards EN 1090 and EN 50504).

Réf. 036123



	230/400 V
I ₂	40 < 350 A
X (40°C)	270 A @ 60%
	95 x 90 x 40

- Delivered with
- AIR Hose Reel TF-4R
 - AIR connecting beam
 - Ground cable 400 A
 - Steel/stainless steel torch & aluminium torch
 - Set of 2 ALU pebbles



Welding station • TITANIUM 400 AC/DC HF (INVERTER)



YouTube

WELDING STATION TIG AC/DC

- 2 processes: TIG AC/DC and MMA (rutile, basic and cellulosic electrodes up to Ø 6 mm)
- 2 pointing modes: SPOT mode (traditional pointing) and TACK mode (ultra-precise pointing without oxidation)

Réf. 014763



	400 V
I ₂	3 < 400 A
X (40°C)	400 @ 60%
	75 x 30 x 54

- Delivered with
- TIG 450 W - L torch
 - Ground cable 600 A
 - Cooling unit WCUC1W C
 - Trolley 10 m3

SEVERAL MODES

- Pulsed mode in TIG welding. Limits the melting temperature and allows the welding of sheet metal from 0.3 mm upwards
- Pulsed mode in MMA welding. Ideal for vertical upright welds and various applications such as tubing and pipelines.
- Intuitive interface with voltage/current display
- Calibration mode for welding accessories, to adjust the displayed voltage measurement and refine the energy calculation.
- power mode, Connect mode 5...



Welding station • NEOPULSE 400 G (INVERTER)



WELDING STATION MIG/MAG PULSE

- Multi-processes: MIG-MAG, MMA DC / Pulse (up to Ø 6 mm), TIG DC lift / Pulse.
- SYNERGIC mode

Réf. 062917



	400 V
I ₂	10 < 400 A
X (40°C)	400 A @ 60%
	68 x 30 x 42

- Delivered with
- MIG 500 A torch, 4 m
 - Ground cable 4 m, 70 mm².
 - Connecting harness- Liquid
 - NEOCOOL WATER hose reel 4W
 - NEOCOOL cooling unit
 - Roller Ø 1/1.2 x4 / Type F
 - Trolley 10 m3

INTENDED FOR HEAVY AND DEMANDING INDUSTRIAL APPLICATIONS:

- 4 microprocessors increase the speed of communication and optimize the efficiency of the generator.
- High productivity thanks to its high duty cycle (400 A @ 60%).
- Connectable via a SAM control interface for use on robot/automaton (optional).



Welding machine • PROGYS 220 E FV CEL



Compact and light weight machine. Integrated welding features For steel, stainless steel and cast iron electrodes from Ø 1.6 to 5 mm.

Réf. 014657

	110/230 V
I ₂	10 < 160 A
X (40°C)	175 A @ 60%

Supplied without accessories

Welding machine • PROTIG 201 AC/DC HF FV



Versatile, the PROTIG 201 AC/DC HF FV is designed for welding work on aluminium, steel, stainless steel or copper.

Réf. 063945

	110/230 V
I ₂	5 < 160 A
X (40°C)	95 A @ 60%

Delivered with
- TIG torch SR26 DB- 4 m
- Consumables box
- Electrode holder and earth clamp

LCD Mask • GYSMATIC 5/13 AIR XXL



The GYSMATIC 5/13 AIR TRUE COLOR XXL is a welding helmet equipped with a power assisted respiratory protection system.

Réf. 047846

	0.08 ms
	100 x 60 mm

LCD Mask • ALIEN XXL TRUECOLOR



Indispensable for safety, the optoelectronic balaclava ALIEN XXL protects the face and eyes of the welder from UV, infrared and splashes.

Réf. 037229

	0.15 ms
	100 x 90 mm

Tools

NEW

Impact spanner trolley • TROLLEY IW1



The impact wrench trolley is an ergonomic tool to make the use of HGV impact wrenches easier. It allows an operator to support the mass, torque and some of the vibration of the impact wrench when used on a HGV.

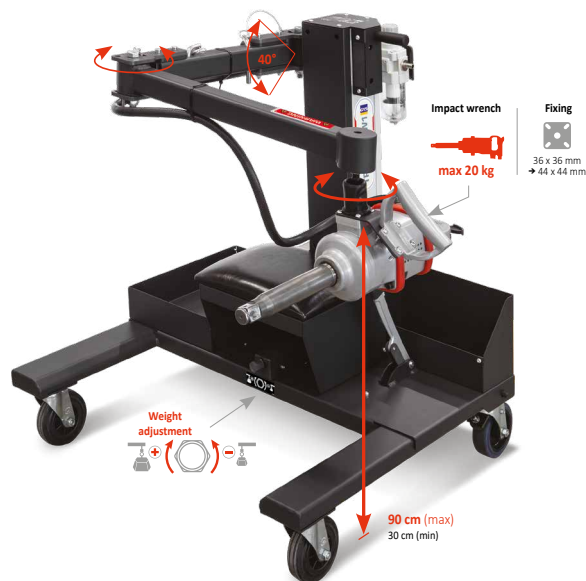
Réf. 063136



- Articulated arm :
- freedom of movement
- adjustable effort
- swivel & 40° tilt

- Weight removal, vibrations and torque

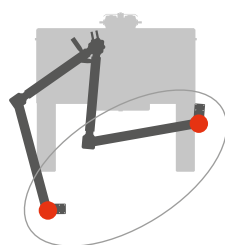
- Compatible with a wide range of impact spanners max 20 kg



Great handling and stability



Freedom of movement





INVEST IN THE FUTURE



French manufacture
since 1964

Confidential rate 1S2021 in € HT, given as an indication.
Non-contractual document

GYS reserves the right to modify the specifications and prices of its equipment, without delay or notice, and in the event of printing errors.